



FEATURES :

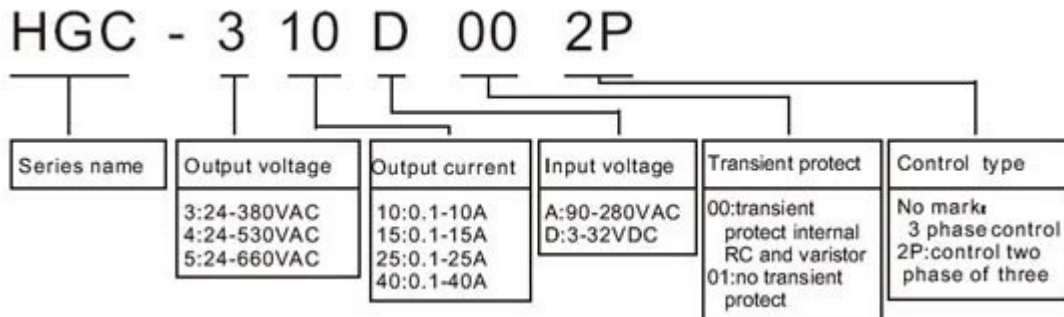
- TRIAC output, zero current turn-off
- Input and output 4000V optically isolated
- LED indicator
- Internal varistor (MOV) and RC snubber dual surge absorb protection
- Performance than price high, high reliability
- 100% tested at rated current ,CE compliant..

Application :

HGC series three phase solid state relays, adapting ignition-proof engineering plastic cover, filled with EPOXY, screw thread connection, have the features of hard structure,vibration-proof capability high, input driving current small convenient to interface with terminals of computer and various digital tele-control circuit. This series are widely used in the fields of petrochemical equipment, foodstuff-producing machines, packaging machines, textile and plastic mechanisms, tool numerical control, gymnasium equip. Specialities be the same with canker, aqosity request prevent explode scurvines circumstance, and often switch of occasion.

FEATURES :

SELECTING CODE :



Output parameters (Ta:25°C) :

--	--	--

Input type	D:DC Control	A:AC Control
Control voltage range	3-32 VDC	90-280 Vrms (50-60Hz)
Turn-on voltage(Max.)	3.0 VDC	90 Vrms
Turn-off voltage(Min.)	1.0 VDC	10 Vrms
Nominal input impedance	1500 Ohms	60k Ohms
Typical input current	10mA@5 VDC 22mA@ 24 VDC	5mA@220 VAC 2.2mA@110 VAC
Max.Reverse voltage	-32 VDC	–

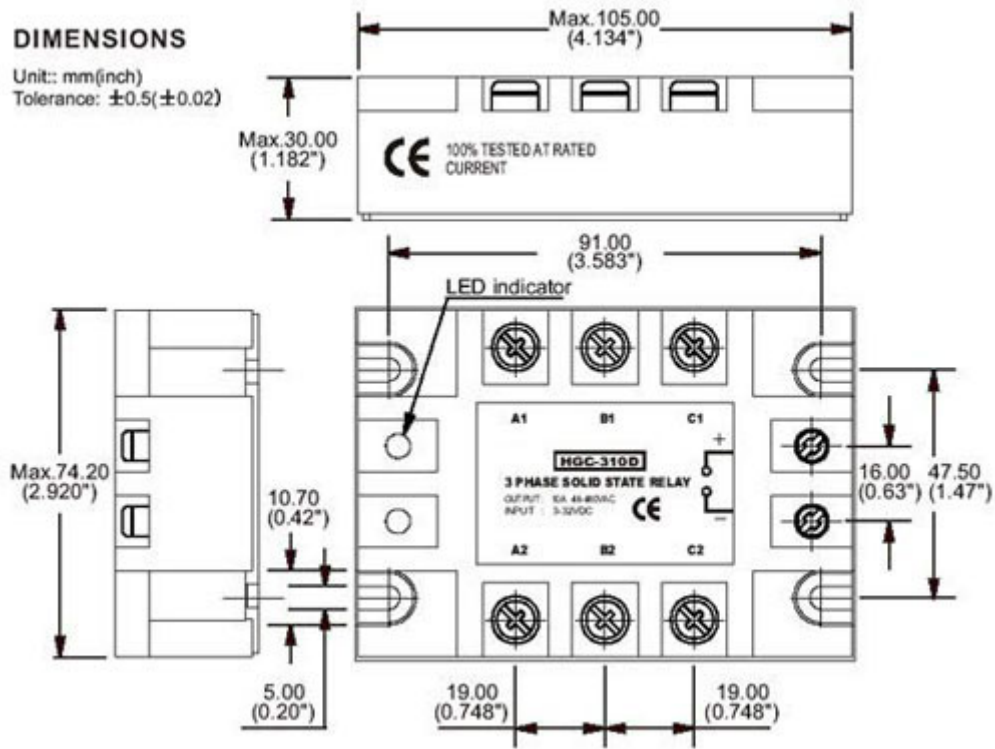
Output parameters (Ta:25°C) :

Output current type	10	15	25	40
Operating voltage range	2:28 280VAC 3:48 480VAC			
Max. Load current	10A	15A	25A	40A
Max. Surge current-Non repetitive (10ms)	120Apk	160Apk	250Apk	300Apk
Max. I t for fusing(10ms)	72 A ² s	128 A ² s	312.5 A ² s	450 A ² s
Thermal resistance junction to case(Rjc)	2.5°C /W	2.3 °C/W	1.1°C /W	0.9 °C/W
Min. Off-state dv/dt	250V/usec	500V/usec	250V/usec	250V/usec
Max. Over-zero voltage	±35VAC			
Min. Load current	100mA			
Max. On-state voltage drop	1.5VAC@rated current			
Max. Off-state leakage current	5mA,1mA /no RC @rated voltage			
Transient over voltage	2:800Vpk 3:1000Vpk			
Operating frequency range	47 63Hz			
Dielectric strength 50Hz 1Min()	4000VAC input-output 2500VAC input/output-base			
Insulation resistance	1000M 500VDC Voltage Test			
Vibration resistance Destructive Functional	117.6mm/s ² (12G),10-55 Hz double Amplitude of 2 mm 117.6mm/s ² (12G),10-55 Hz double Amplitude of 2 mm			
Destructive FunctionalShock resistance	Min.980m/s ² (100G)(5 times each for X,Y,Z axis) Min.980m/s ² (100G)(4 times each for X,Y,Z axis)			
Max. Capacitance	8pF input-output			
Max. Turn-on time	Zero voltage turn-on	(1/2 cycle of load power)+1msec(DC input) (3/2 cycle of load power)+1msec(AC input)		
	Random turn-on	1msec		
Max. Turn-off time	(1/2 cycle of load power)+1msec(DC input) (3/2 cycle of load power)+1msec(AC input)			
Ambient operating temperature	-30°C to 80 °C			
Ambient storage temperature	-30°C to 120 °C			
Ambient humidity relative	45% to 85%			
Weight typical	≤85g			

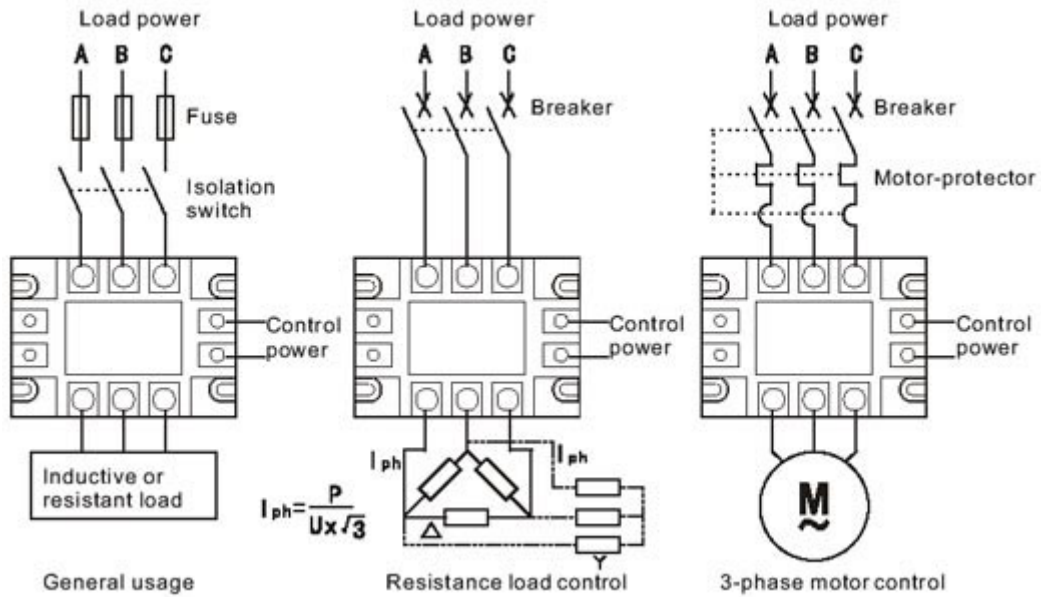
Diminsions :

DIMENSIONS

Unit: mm(inch)
Tolerance: ±0.5(±0.02)



CONNECTION/WIRING :



CURRENT DERATING CURVES :

