



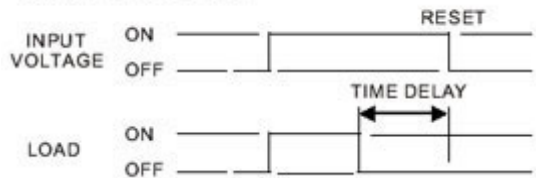
FEATURES :

- High current carrying capacity up to 20 amps
- Transient protected
- No leakage in N.O. position
- No heat sinking required .
- Available in any time delay period required .
- Digital CMOS timing .
- No minimum load required .
- Totally encapsulated for protection from harsh environments .
- 100% Operational testing before shipping .

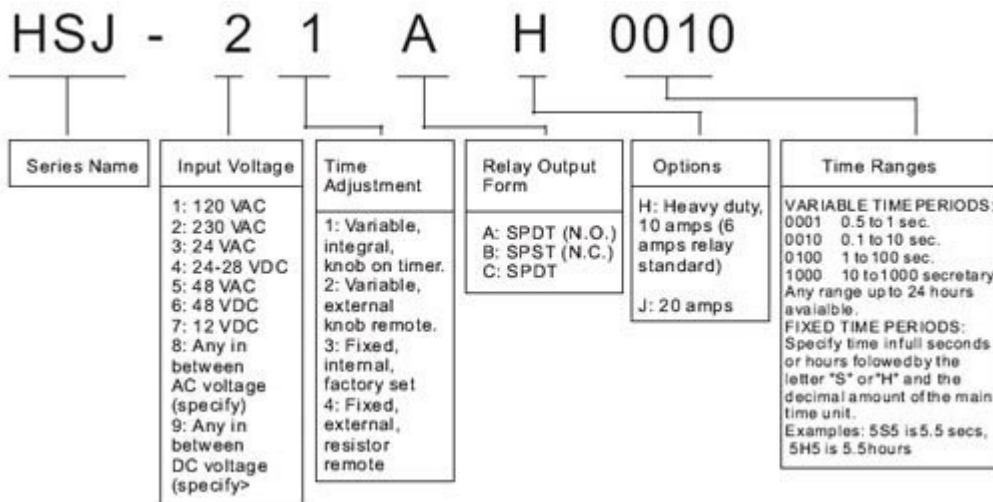
TIMING MODE :

Often called Interval, Interval Dealy, Delay on Energization with Instantaneous Transfer. When power is applied to the input voltage terminals, the load is energized immediately and the time delay cycle starts. At the end of the delay period, the timer transfers back to its pre-power position. Removal and re application of input voltage resets the timer .

TIMING CHARTS



SELECTING CODE :



Technical Data :

Input Voltage: VDC: 12, 24 or 48 VAC: 24, 48, 120 or 230, 50/60 Hz

Time Delay: Timing Mode: Delay On Make Type: Digital CMOS Time Range: 0.2 seconds to 24 hours Time Adjustments:

Factory-fixed time period; variable, with adjustments on timer, or terminals for external resistor or potentiometer

Repeatability: 0.5%

Setting Accuracy: Fixed time period: 10% of nominal time. Variable time range: +15% -5% max. time, 10% min. time

Reset/Recycle Time: 25 milliseconds Initiate Time: 6 milliseconds or less

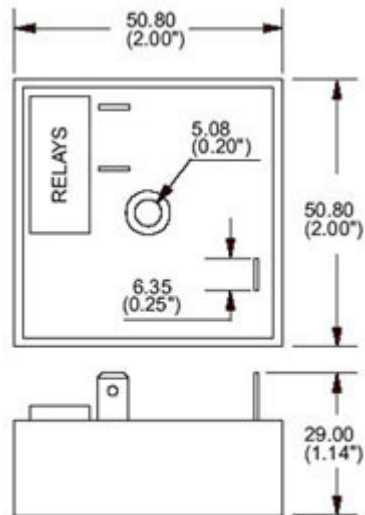
Relay Output Form: Standard: SPST N.O. Optional: SPST N.C., SPDT

Relay Life Expectancy: Mechanical: 10 million operations Electrical: 100,000 operations Contact Material: Silver nickel, gold plated, or silver cadmium oxide

Protection: Polarity Protection: All DC units have reverse polarity protection Transient Protection: 18 joules or 30 joules (230VAC) MOV Dielectric Strength: 1800V RMS 60 Hz Temperature Ranges: Storage: -40°C to +85°C

Operating: -25°C to +85°C Physical Data: Mounting: Surface with one #8 screw Connection & Termination: 0.25" quick connects .

Dimension and connection diagram :



UNIT : mm(inch)

DIMENSION TOLERANCE: ±0.2

